



ORACLE®


ORACLE®



ORACLE®

Ten Tips on Earning and Using Your Oracle Certification

Paul Sorensen & Harold Green
Oracle University



"THE FOLLOWING IS INTENDED TO OUTLINE OUR GENERAL PRODUCT DIRECTION. IT IS INTENDED FOR INFORMATION PURPOSES ONLY, AND MAY NOT BE INCORPORATED INTO ANY CONTRACT. IT IS NOT A COMMITMENT TO DELIVER ANY MATERIAL, CODE, OR FUNCTIONALITY, AND SHOULD NOT BE RELIED UPON IN MAKING PURCHASING DECISION. THE DEVELOPMENT, RELEASE, AND TIMING OF ANY FEATURES OR FUNCTIONALITY DESCRIBED FOR ORACLE'S PRODUCTS REMAINS AT THE SOLE DISCRETION OF ORACLE."

Oracle Certification Program Overview



1) Prepare To Be Stretched

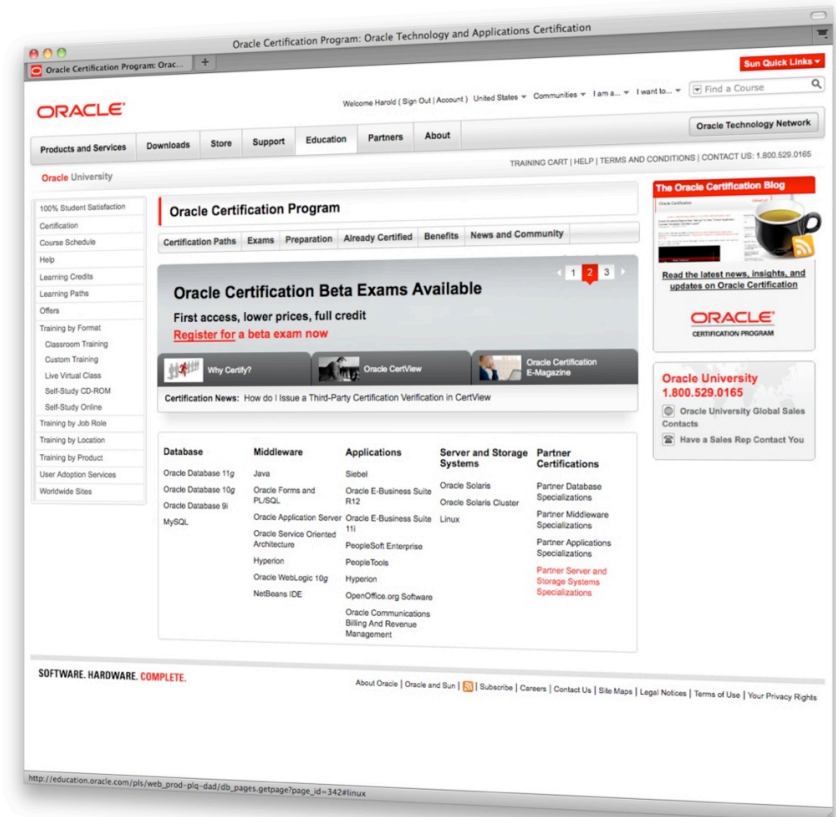
- This WILL go beyond your current day-to-day job
- This WILL require breadth + depth
- This WILL take time

From An Expert ↷

ORACLE®

2) Use The Oracle Certification Website

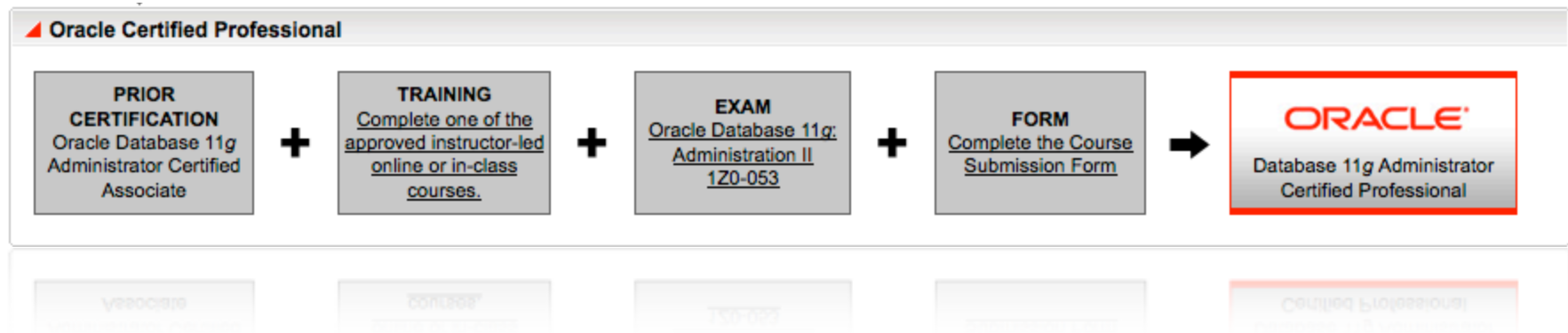
- Getting what you need from the Oracle Certification website
- = “Source of truth”
- Navigating to a certification track
- Downloading exam details and objectives
- Registering for the exam
- Using CertView



3) Learn The Requirements

- ALL certification candidates: ALL requirements
- Sequencing of requirements
- Types of requirements
- Training: recommended or mandatory?

Database 11g OCP Certification Track





4) Set a Disciplined Preparation Plan

- Take it seriously
- Set a goal date
- Set aside specific study times
- Intermix study methods/variety

5) Use The Objectives

- Obtaining the objectives
- Print these out

6) Perform a Gap Analysis

- Perform an honest assessment
- Suggestion: Use numerical ratings

- The relationship between courses and exams
- "They didn't cover that in class..."

7) Customize Your Study Plan

- Set reasonable expectations
- Oracle University training
- White papers on Oracle Technology Network (OTN)
- Books from Oracle Press
- Create your own practice exams
- Flash cards




8) Practice, Practice, Practice

- It's not all "books"
- Practice environment
- Get a mentor
- Employment using relevant systems
- Internships (both formal and informal)

[Download Page ↗](#)

9) Completely Execute On Your Plan

- Execute on the **whole** plan
- Don't get battle-weary → finish
- Don't get stuck in “cram-mode”



10) Engage

- Don't be passive: use it
- Hang certificate
- Put logo on business card
- Email signatures
- LinkedIn groups



Get Started Now

ORACLE¹⁵



Ten Tips on Earning and Using Your Oracle Certification

- 1 Prepare To Be Stretched**
- 2 Use The Oracle Certification Website**
- 3 Learn The Requirements**
- 4 Set a Disciplined Preparation Plan**
- 5 Use The Objectives**
- 6 Perform a Gap Analysis**
- 7 Customize Your Study Plan**
- 8 Practice, Practice, Practice**
- 9 Completely Execute On Your Plan**
- 10 Engage**



Resources

- Oracle Certification Blog
- Oracle Certification Website
- Twitter
- Facebook
- LinkedIn:
 - Oracle Certified Associates, Professionals, Experts & Masters...
 - Sun Certified Java Developer
 - Sun Certified Java Enterprise Architect
 - Sun Certified Java Programmer
 - Sun Certified Solaris Administrator
- Oracle Mix
- Certification Forum on Oracle Technology Network (OTN)

SOFTWARE. HARDWARE. COMPLETE.

ORACLE®

ORACLE®